



National Marine Manufacturers Association

nmma.org

ECONOMIC SIGNIFICANCE OF RECREATIONAL BOATING IN FLORIDA

CONGRESSIONAL DISTRICT 7

Number of Recreational Boats*	24,597
Recreational Boating Industry Businesses	63
Total Jobs	1,925
Annual Recreational Boating-Related Spending	\$103.2 MILLION

TOTAL ANNUAL ECONOMIC IMPACT OF RECREATIONAL BOATING:

\$243.5 MILLION





RECREATIONAL BOATS IN FL-7

TOTAL BOATS* ▶ 24,597

REGISTERED BOATS 24,597

Power boats	20,109
PWCs	3,575
Sailboats	426
Other Boats	487

HOUSEHOLDS PER BOAT 11.0

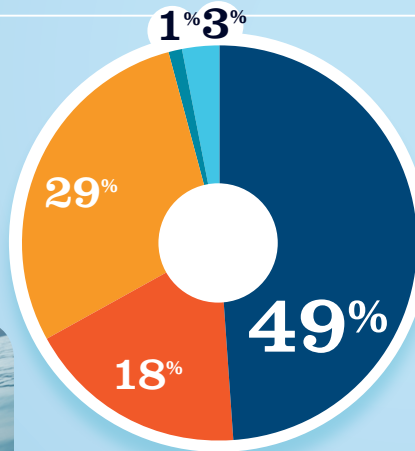


* Total boats are registered boats as reported by states to the USCG.

RECREATIONAL BOATING CREATES JOBS IN FL-7

TOTAL BOATING JOBS ▶ 304

Boat Building	8
Motor / Engine Mfgr.	4
Accessory / Supplies Mfgr.	88
Dealers / Wholesalers	56
Boat Services	148



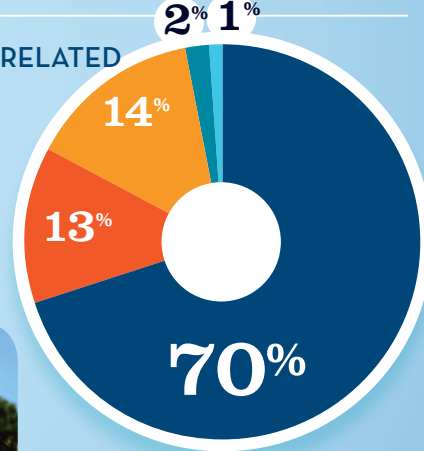
● BOAT BUILDING
 ● DLRS/WHOLESALERS
 ● MOTOR/ENG. MFGR.
 ● BOAT SERVICES
 ● ACC./SUPPLIES MFGR.



RECREATIONAL BOATING-RELATED BUSINESSES IN FL-7

TOTAL BUSINESSES ▶ 63

Boat Building	1
Motor / Engine Mfgr.	1
Accessory / Supplies Mfgr.	9
Dealers / Wholesalers	8
Boat Services	44



● BOAT BUILDING
 ● DLRS/WHOLESALERS
 ● MOTOR/ENG. MFGR.
 ● BOAT SERVICES
 ● ACC./SUPPLIES MFGR.

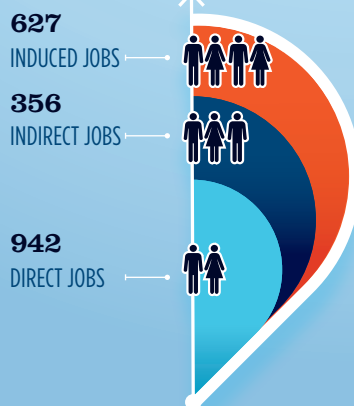


ESTIMATED JOBS IMPACT OF RECREATIONAL BOATING-RELATED SPENDING IN FL-7

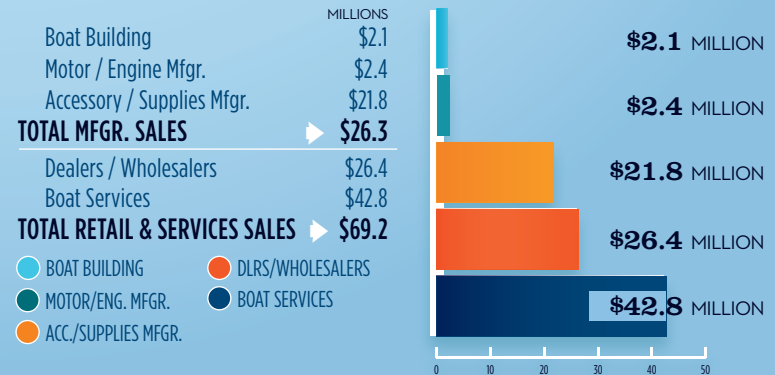
EST. TOTAL JOBS ▶ 1,925

EST. TOTAL LABOR INCOME ▶ \$79.6 MILLIONS

Est. Direct Income	\$32.3
Est. Indirect Income	\$19.9
Est. Induced Income	\$27.4



RECREATIONAL BOATING INDUSTRY SALES IN FL-7



● BOAT BUILDING
 ● DLRS/WHOLESALERS
 ● MOTOR/ENG. MFGR.
 ● BOAT SERVICES
 ● ACC./SUPPLIES MFGR.

Source: NMMMA's Center of Knowledge; Recreational Marine Research Center at Michigan State University